



北亿纤通科技有限公司

集团旗下

北亿纤通科技有限公司

集团旗下

The following optical characteristics are defined over the Recommended Operating Environment unless otherwise specified.

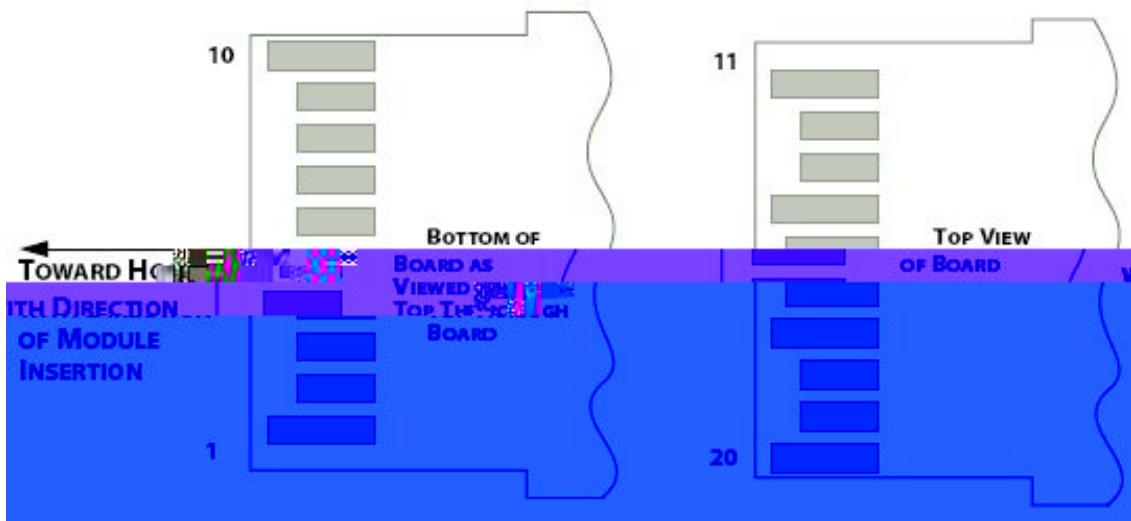
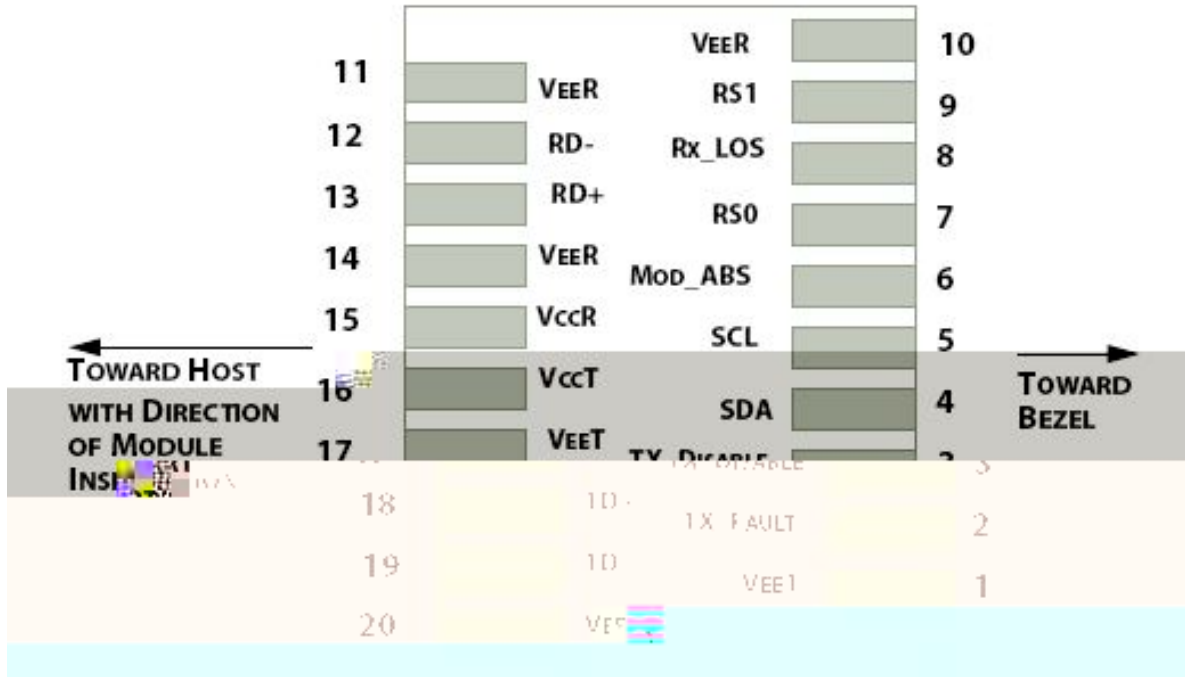
| | | | |
|---|-------|------------|--------|
| Center wavelength (range) | nm | 1260 -1355 | |
| Side Mode Suppression Ratio (min) | dB | 30 | |
| Launched power | | | |
| – maximum | dBm | +1 | |
| – minimum | dBm | -5 | Notes1 |
| – OMA | dBm | -5.2 | |
| – OMA-TDP (min) | dBm | -6.2 | |
| Transmitter and dispersion penalty | dB | 0 | Notes4 |
| Average launch power of OFF transmitter (max) | dBm | -30 | |
| Extinction ratio (min) | dB | 3.5 | Notes2 |
| RIN ₁₂ OMA (max) | dB/Hz | -128 | |
| Optical Return Loss Tolerance (min) | dB | 12 | |
| Center wavelength (range) | nm | 1260-1355 | |
| Receive overload (max) in average power ¹ | dBm | 0.5 | |
| Receive sensitivity (min) in average power ¹ | dBm | -14.4 | Notes3 |
| Receiver sensitivity (max) in OMA (footnote 2) | dBm | -12.6 | Notes3 |
| Receiver Reflectance (max) | dB | -12 | |
| Stressed receiver sensitivity (max) in OMA ² | dBm | -10.3 | |
| Vertical eye closure penalty (min) ³ | dB | 2.2 | |
| Stressed eye jitter (min) ² | Ulp-p | 0.7 | |
| Receive electrical 3dB upper cutoff frequency (max) | GHz | 12.3 | |
| Receiver power (damage, Max) | dBm | 1.5 | |
| <ol style="list-style-type: none"> 1. The optical power is launched into SMF 2. Measured with a PRBS 2³¹-1 test pattern@10.3125Gbps 3. Measured with a PRBS 2³¹-1 test pattern@10.3125Gbps BER≤10⁻¹² 4. In G.652 and G.655(NDSF) | | | |

The following electrical characteristics are defined over the Recommended Operating Environment



unless otherwise specified.

| | | | | | | |
|---------------------------------------|-----|------|---------|------|------|----------|
| Data Rate | | - | 10.3125 | - | Gbps | |
| Power Consumption | | - | 1200 | 1500 | mW | |
| Single Ended Output Voltage Tolerance | | -0.3 | - | 4.0 | V | |
| C common mode voltage tolerance | | 15 | - | - | mV | |
| Tx Input Diff Voltage | VI | 400 | | 1600 | mV | |
| Tx Fault | VoL | -0.3 | | 0.4 | V | At 0.7mA |
| Data Dependent Input Jitter | DDJ | | | 0.10 | UI | |
| Data Input Total Jitter | TJ | | | 0.28 | UI | |
| Single Ended Output Voltage Tolerance | | -0.3 | - | 4.0 | V | |
| Rx Output Diff | | | | | | |





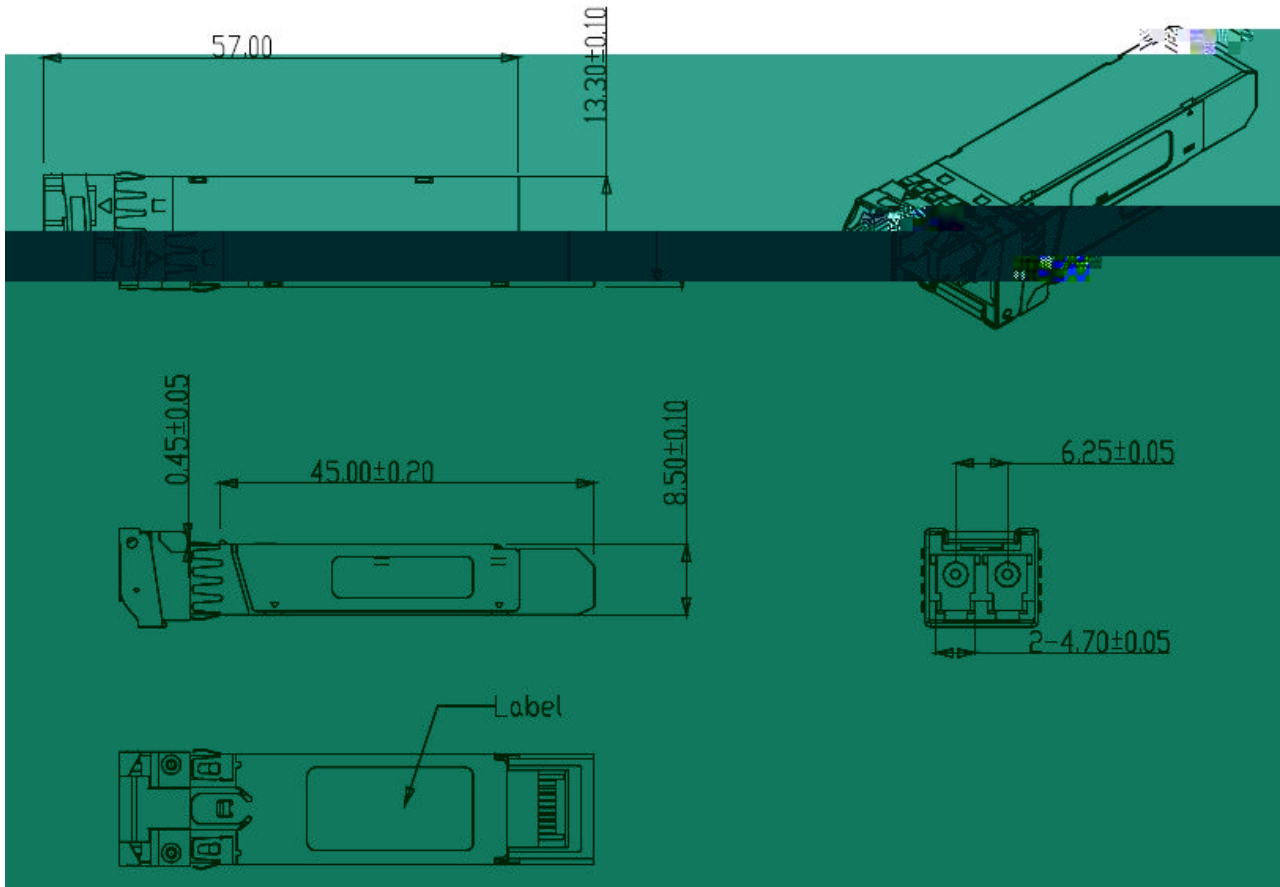
F-tone Networks

北亿纤通科技有限公司

集团旗下

| | | |
|---|----------|--------------------|
| | | |
| 1 | VEET [1] | Transmitter Ground |

北亿纤通科技有限公司



F-tone Networks SFP+ transceiver is designed to be Class I Laser safety compliant and is certified per the following standards:

| | | |
|--|-----|--|
| | | |
| | FDA | |

| FTCS-131X-20D | 1310nm, 10Gbps, SFP+ 20km, 0°C ~ +70°C |
|----------------|---|
| FTCS-131X-20DI | 1310nm, 10Gbps, SFP+ 20km, -40 to +85°C |

1. "Specifications for Enhanced Small Form Factor Pluggable Module SFP+", SFF-8431, Rev 4.1, July 6, 2009.
2. "Improved Pluggable Formfactor", SFF-8432, Rev 4.2, Apr 18, 2007
3. IEEE802.3ae – 2002
4. "Diagnostic Monitoring Interface for Optical Transceivers" SFF-8472, Rev 10.3, Dec 1, 2007

Performance figures, data and any illustrative material provided in this data sheet are typical and must be specifically confirmed in writing by F-tone Networks before they become applicable to any particular order or contract. In accordance with the F-tone Networks policy of continuous improvement specifications may change without notice.

The publication of information in this data sheet does not imply freedom from patent or other protective rights of F-tone Networks or others. Further details are available from any F-tone Networks sales representative.